

THE UNIVERSITY OF MICHIGAN
REGENTS COMMUNICATION

Action Item

Subject: FY 2023-2024 Budgets

Action

Requested: Approval of Revenue and Expenditure Operating Budgets for FY 2023-2024

Background and Summary:

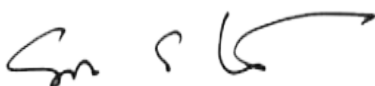
The three campuses of the University of Michigan have developed budgets for the 2023-2024 fiscal year. At this time, we are presenting summary revenue and expenditure budgets for the General Fund, Designated Fund, Auxiliary Activities, and Expendable Restricted Fund. These budgets conform to all University policies.

We recommend that the following summary revenue and expenditure budgets be approved effective July 1, 2023 for the period July 1, 2023 through June 30, 2024.

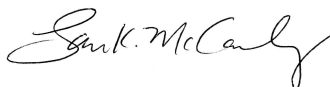
<i>in thousands</i>	Ann Arbor	Dearborn	Flint	Total
<u>Revenue Budget</u>				
General Fund	\$ 2,793,057	\$ 170,154	\$ 113,757	\$ 3,076,968
Designated Fund	425,338	1,000	900	427,238
Auxiliary Funds	8,184,933	1,780	4,489	8,191,202
Expendable Restricted Funds	1,647,820	24,996	21,200	1,694,016
Total Revenue Budget	\$ 13,051,147	\$ 197,930	\$ 140,346	\$ 13,389,423
<u>Expenditure Budget</u>				
General Fund	\$ 2,793,057	\$ 170,154	\$ 113,757	\$ 3,076,968
Designated Fund	276,100	1,000	900	278,000
Auxiliary Funds	8,071,448	1,780	4,489	8,077,717
Expendable Restricted Funds	1,608,404	24,996	21,200	1,654,600
Total Expenditure Budget	\$ 12,749,008	\$ 197,930	\$ 140,346	\$ 13,087,284
Budgeted Margin	\$ 302,139	\$ -	\$ -	\$ 302,139

Note: Budget amounts are shown in thousands. Detail may not add exactly to totals due to rounding.

Respectfully Submitted,



Geoffrey S. Chatas
*Executive Vice President and Chief
Financial Officer*



Laurie K. McCauley
*Provost and Executive
Vice President for Academic Affairs*



Marschall S. Runge, M.D., Ph.D.
*Executive Vice President for Medical
Affairs and Dean of the Medical School*

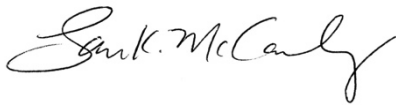
THE UNIVERSITY OF MICHIGAN
REGENTS COMMUNICATION

Subject: Proposed Ann Arbor fiscal year 2023-2024 General Fund
Operating Budget and Student Tuition and Fee Rates

Background:

The attached document includes the fiscal year 2023-2024 General Fund budget proposal for the Ann Arbor campus. This budget proposal incorporates the proposed 2023-2024 student tuition and fee rates for the Ann Arbor campus as listed in the attached fee schedule.

Respectfully submitted,



Laurie K. McCauley
Provost and Executive Vice President for Academic Affairs

June 15, 2023
Attachments

2023-24 Budget Narrative

Executive Summary

The University of Michigan-Ann Arbor (U-M) advances its highest priorities for the 2023-24 budget, including affordability, access, and success for students; academic excellence through investments in faculty and research; and support for our staff and administrative infrastructure. The 2023-24 budget proposal provides a balanced budget at a time with significant cost pressures while maintaining the resources necessary to realize ongoing excellence during an era of bold change.

The 2023-24 Budget Proposal Prioritizes:

Students: Affordability, Access, Success	Academic Excellence: Faculty & Research	Support for Staff & Administrative Infrastructure
<ul style="list-style-type: none"> • Expands eligibility for the Go Blue Guarantee • Increases the entering undergraduate class • Invests in mental health & wellness programs • Provides summer academic support for doctoral students 	<ul style="list-style-type: none"> • Innovation in biointerfaces, precision health, quantum computing, digital studies • Investment in research cores and infrastructure • Numerous faculty recruitment and retention programs across schools and colleges 	<ul style="list-style-type: none"> • Provides merit program and professional development funding • Investments in technology to improve service and efficiency • Expands talent acquisition program

Advancing Our Priorities

U-M stands as one of the world's most highly acclaimed teaching and research universities, consistently ranking among the top institutions for excellence and value. With these goals as guiding principles, we recognize our deep responsibility to uphold the university's reputation through investments that promote innovation and foster excellence. Our ongoing investments continue even in a constrained budget environment through careful evaluation of priorities and strategic decisions about resources.

Student Affordability, Access, and Success

The 2023-24 budget makes a significant investment in our students, sustaining the university's unwavering commitment to assuring a U-M education is accessible regardless of financial means. The 2023-24 budget also expands enrollment in both undergraduate and graduate programs while simultaneously enhancing resources supporting student success and well-being.

2023-24 Budget Narrative

As part of the 2023-24 budget, U-M is committed to increasing participation in its signature financial aid program, the [Go Blue Guarantee](#). The Go Blue Guarantee provides free tuition for eligible in-state undergraduates and will be expanded for students on the Ann Arbor campus to include families with income and assets of up to \$75,000 each, respectively. We anticipate that the increased family income and asset limits will extend eligibility by approximately 450 students.



- Free tuition for eligible in-state undergraduate students
- Eligibility at UM-AA extended to students with family income and assets up to \$75,000 each, respectively

U-M's focus on affordability for all families extends beyond individual financial aid programs as evidenced by our policy to meet the full demonstrated need for all in-state undergraduates. Over the past decade, spending on undergraduate financial aid has increased by an average of 10 percent annually. As a result, many students--60 percent of in-state and 41 percent of out-of-state undergraduate students--pay less than the published cost of attendance. For in-state undergraduate students from families with income of less than \$180,000, the average financial aid package slightly exceeds \$14,000, with approximately 3,400 in-state undergraduate students paying no tuition at all.

The 2023-24 budget also makes a landmark investment in U-M's doctoral students, providing approximately \$12.5 million to support summer funding. Stipends of approximately \$12,000 for the spring-summer term are now available to further assure the academic progress and long-term success of our PhD students.

As the state's premier public institution, not only does U-M prioritize affordability, it also prioritizes access for students from across Michigan, as well as exceptionally well-qualified students from the rest of the U.S. and around the world. In continued pursuit of this goal, we have expanded the entering class for the fall 2023 term and look forward to welcoming one of the largest classes in our history. The robust financial aid programs described above will support our new students, assuring that a U-M education continues to be both accessible and affordable.

U-M's commitment to students is also focused on supporting their success and well-being as a community. Schools, colleges, and the university at large each make investments annually to enhance academic programs and student services. The 2023-24 budget includes school, college, and university investments in areas such as mental health and wellness services, student organizations, sustainability programs, leadership, and student-facing technologies.

2023-24 Budget Narrative

Our ongoing success is evidenced by our consistent recognition as one of the top values in higher education nationally and recurrent inclusion in US News & World Report as one of the top-3 public universities for undergraduates. Additionally, a recent study of 4,500 two- and four-year colleges by the Georgetown University Center on Education and the Workforce ranked U-M second among the nation’s flagship universities for return on investment (See Figure 1).

Academic Excellence: Faculty & Research

As a public research university, U-M takes seriously its role in education, innovation, outreach, strengthening the economy, and improving quality of life. This budget enables us to produce research that advances human knowledge and to equip the next generation of leaders with the knowledge, skills, and ethos to lead in a rapidly changing world. For example, the 2023-24 budget includes additional investments in electric vehicle research, neuroscience, firearms injury prevention, biointerfaces, precision health, and broader research infrastructure.


U-M’s renowned research portfolio ranks third nationally and second for public universities with annual activity exceeding \$1.6 billion. The 2023-24 budget anticipates growth in the indirect cost recoveries from sponsored programs of 7.6 percent, more than double the projected rate of inflation.

U-M’s success in research and innovation results from its highly acclaimed faculty, many of whom are recognized globally as leaders in their fields. In fact, the U-M faculty is composed of 185 current national academy members. To maintain our excellence, the university makes annual investments to recruit and retain a celebrated and diverse faculty. The 2023-24 budget includes numerous school, college, and university recruitment and retention programs, a 4 percent merit increase plus an additional increment for promotions, and increases to maintain health and other benefits.

Support for Staff & Administrative Infrastructure

Supporting our pursuit of preeminent education, research, and public service, U-M administrative and operational staff provide a broad portfolio of services that include mental and physical health services, academic support, student support, public safety, transportation, and a wide array of technology, facilities, business, and human resource functions. These integral

Figure 1: Top Flagship Universities for Return on Investment (40 year)



Source: Georgetown University Center on Education and the Workforce, *ROI of Liberal Arts Colleges: Value Adds Up Over Time*, 2020

2023-24 Budget Narrative

services are performed by dedicated staff members and occur in physical and technical environments that are critical to our ongoing success as an institution. The landscape for staff hiring and retention continues to be challenged in higher education with significant turnover, limited applicant pools, and increased competition from many sectors of the economy. To this end, the 2023-24 budget includes several notable investments intended to provide additional support for staff and to enhance our ability to recruit and retain employees. For example, the budget includes: a 4 percent merit program for staff; additional support for professional development opportunities; significant investment in research administration, an area of particular focus; and central and local resources to improve talent acquisition and human resource functions.

2023-24 Budget Environment

The general fund is the primary source of support for the academic mission of the university. In addition to the programmatic priorities noted above, the 2023-24 budget is shaped by several factors.

Cost Pressures

Broad indicators of inflation continue to remain elevated and challenge our budget. While the Consumer Price Index (CPI) has moderated since peaking at 9 percent in June of 2022, prices remain high in many areas of the economy, increasing by 4.9 percent for the most recent year ending April 30, 2023, according to the Bureau of Labor and Statistics.

We anticipate ongoing price moderation over the coming year with the 2023-24 budget broadly based on a CPI projection of 3.1 percent. However, certain components of our budget are forecasted to increase by significantly higher values. As examples, insurance costs are projected to increase by over 40 percent due to general liability and cyber coverage illiquidity, and we anticipate a minimum increase of 10 percent for employee health benefits, critical to recruiting and retaining our talented faculty and staff.

Cost Containment & Fiscal Discipline

The 2023-24 budget takes seriously its commitment to keep costs down. The specific cost pressures noted above highlight the challenge the university faces in balancing its budget in a fiscally responsible way. Balancing a budget that includes cost increases above inflation combined with moderate increases to tuition while assuring affordability through significant financial aid investments is only possible due to ongoing cost containment efforts.

As part of the annual budget process, units across campus examine their operations to identify lower-priority activities and, expenditures they can eliminate, perform more efficiently, or support through alternative funding. Without these continuing efforts that generate annual cost savings of approximately \$31 million, tuition would need to be 2.2 percent higher after accounting for financial aid. In addition to the demonstrable cost-savings, cost containment

2023-24 Budget Narrative

efforts help focus operations through embedding best practices, discounting and consolidating lower-priority activities, and optimizing capacity to meet demand.

Philanthropic giving continues to play an essential role in allowing the university the flexibility to shift costs off the general fund and providing funding for key priorities. Our donors play a vital role in supporting university priorities and we are deeply grateful to all who donate.

State Appropriations

Annual funding support from the state is critical to our budget. Increases in appropriations are typically allocated to help the university meet rising mandatory and other costs. At this time, the 2023-24 state appropriation has not been determined. While we await a final appropriation decision, we have modeled an outcome that approximates the mid-point of the respective budget proposals from the Governor and Legislature, including a 5.1 percent increase to base appropriations in the budget. U-M supports the commitment of the Governor and Legislature to provide incremental base funding for higher education as well as the additional one-time resources included in two of the proposals for infrastructure, technology, equipment and maintenance.

While increases to appropriations are welcome, they occur in the context of generational disinvestment in higher education. In fact, current appropriations lag inflation-adjusted 2002-03 appropriations by approximately \$5,750 per student, an amount equivalent to over \$290 million across the institution. We applaud recent recommendations to further invest in the state's colleges and universities and encourage ongoing incremental investment to assure that the state's public institutions maintain their leadership positions nationally.

Tuition & Fees

Any proposal to increase tuition and fees is carefully scrutinized and paired with significant adjustments to associated financial aid budgets. While the “sticker price” – the headline tuition and fee rate – is an important indicator, the “net price” – the amount families pay after consideration of financial aid packaging – may be the most important.

As has been typical over many years, the “net price” of tuition for in-state undergraduates with financial aid will not increase in the 2023-24 academic year as additional financial aid will completely offset the proposed change in tuition and fees. The proposed increase to undergraduate financial aid is 7.8 percent for 2023-24 and results in an average annual change over 10 years of approximately 10 percent. The impact of this commitment cannot be overstated and is evidenced by two facts: for most resident undergraduate students who receive need-based financial aid the net cost of attendance is less than a decade ago; and there are nearly 3,000 fewer students who have taken out loans as part of their financial plan than a decade ago.

2023-24 Budget Narrative

Out-of-state students are not entitled to the state-subsidized discount represented in our in-state rates. However, the university weighs carefully the value of a U-M degree, and out-of-state tuition rates compare favorably to private peers.

In the context of broader inflationary pressure and with U-M's ongoing commitment to financial aid, we recommended a 2.9 percent increase for in-state undergraduate students, which is below the projected rate of inflation, and a 4.9 percent increase for out-of-state undergraduate and graduate students, which is competitive with our peers.

Summary

We are guided by our unwavering dedication to sustain and enhance our commitment to excellence as we enter an ambitious era of change. Our priorities remain steadfast, focused on the students, faculty, and staff who make up this great university, each of whom work closely to realize our commitment to providing long-term societal benefits through education, research, and public service.

Table 1
FY 2024 Proposed General Fund Budget

Table 1
The University of Michigan - Ann Arbor
General Fund Budget
Fiscal Year 2023-24

	FY 2023 Adjusted Budget *	Recommended Change	FY 2024 Budget	% Change
Revenue Budgets				
State Appropriation	332,619,100	23,949,700	356,568,800	7.2%
Tuition and Fees	1,948,370,030	153,224,808	2,101,594,838	7.9%
Indirect Cost Recovery	301,251,000	22,797,000	324,048,000	7.6%
Other Revenue	8,245,000	2,600,000	10,845,000	31.5%
Total Revenues	2,590,485,130	202,571,508	2,793,056,638	7.8%
Expenditure Budgets by Unit				
A. Alfred Taubman College of Architecture & Urban Planning	25,707,200	(1,234,681)	24,472,519	-4.8%
Penny W. Stamps School of Art & Design	18,481,170	1,206,393	19,687,563	6.5%
Stephen M. Ross School of Business	137,479,144	2,092,956	139,572,100	1.5%
School of Dentistry	41,055,284	2,318,538	43,373,822	5.6%
Marsal Family School of Education	19,058,427	303,866	19,362,293	1.6%
College of Engineering	276,845,246	29,839,412	306,684,658	10.8%
School of Information	50,147,537	2,430,394	52,577,931	4.8%
School of Kinesiology	22,088,845	5,958,282	28,047,127	27.0%
Law School	57,495,856	2,636,445	60,132,301	4.6%
College of Literature, Science and the Arts	521,608,273	41,694,753	563,303,026	8.0%
Medical School	124,742,301	1,249,929	125,992,230	1.0%
School of Music, Theatre & Dance	43,101,134	4,064,737	47,165,871	9.4%
School for Environment and Sustainability	28,034,976	(849,169)	27,185,807	-3.0%
School of Nursing	31,644,687	541,761	32,186,448	1.7%
College of Pharmacy	22,056,888	704,498	22,761,386	3.2%
School of Public Health	49,478,265	8,178,266	57,656,531	16.5%
Gerald R. Ford School of Public Policy	17,191,821	(42,583)	17,149,238	-0.2%
School of Social Work	31,557,111	9,127,005	40,684,116	28.9%
Horace H. Rackham School of Graduate Studies	10,899,153	373,054	11,272,207	3.4%
Library and University Academic Units	82,238,627	3,617,202	85,855,829	4.4%
Research Units	6,847,517	(913,940)	5,933,577	-13.3%
Departmental Activities	6,800,000	2,400,000	9,200,000	35.3%
Academic Program Support	68,939,477	14,549,137	83,488,614	21.1%
Capital Renewal Fund	54,153,372	1,392,113	55,545,485	2.6%
TOTAL ACADEMIC UNITS	1,747,652,311	131,638,368	1,879,290,679	7.5%
President	4,077,746	78,214	4,155,960	1.9%
Provost & Executive Vice President for Academic Affairs	44,568,179	2,413,514	46,981,693	5.4%
Executive Vice President & Chief Financial Officer	146,807,006	5,628,218	152,435,224	3.8%
Division of Public Safety & Security	13,517,998	672,802	14,190,800	5.0%
Vice President for Communications	8,944,804	432,691	9,377,495	4.8%
Vice President & General Counsel	5,084,111	402,339	5,486,450	7.9%
Vice President for Government Relations	3,273,988	96,328	3,370,316	2.9%
Vice President for Information Technology & Chief Information Officer	66,665,285	3,402,487	70,067,772	5.1%
Vice President for Research - Support Units	33,804,492	2,111,117	35,915,609	6.2%
Vice President & Secretary of the University	985,653	48,415	1,034,068	4.9%
Vice President for Student Life	26,036,393	2,968,399	29,004,792	11.4%
TOTAL EXECUTIVE OFFICER AND SERVICE UNITS	353,765,655	18,254,524	372,020,179	5.2%
Rackham Financial Aid	62,986,063	15,586,317	78,572,380	24.7%
Undergraduate Financial Aid	269,657,189	21,047,232	290,704,421	7.8%
TOTAL CENTRAL FINANCIAL AID	332,643,252	36,633,549	369,276,801	11.0%
General University Support	45,646,283	3,061,891	48,708,174	6.7%
Utilities	77,047,082	4,896,132	81,943,214	6.4%
Insurance	15,485,398	6,658,721	22,144,119	43.0%
North Campus Research Complex	14,892,401	999,222	15,891,623	6.7%
Legal and Professional Fees	869,031	0	869,031	0.0%
Ceremonial and Presidential Events	1,483,717	429,101	1,912,818	28.9%
Staff Benefits Pool	1,000,000	0	1,000,000	0.0%
TOTAL UNIVERSITY ITEMS	156,423,912	16,045,067	172,468,979	10.3%
Total Expenditures	2,590,485,130	202,571,508	2,793,056,638	7.8%

* Transfers between units are incorporated in the FY 2023 adjusted budget

FY 2024 Student Tuition and Fee Rates

**The University of Michigan - Ann Arbor
Tuition and Fees Schedule**

	Current Tuition & Required Fees Per Term Fall 2022	Proposed Tuition & Required Fees Per Term* Fall 2023	Proposed Change in Tuition and All Required Fees	
			\$	%
UNDERGRADUATE RESIDENT				
Lower Division **	\$8,368	\$8,614	\$246	2.9%
Stephen M. Ross School of Business	8,868	9,129	261	2.9%
Dentistry	8,521	8,772	251	2.9%
Engineering	8,946	9,209	263	2.9%
Kinesiology	8,823	9,083	260	2.9%
Music, Theatre and Dance	8,698	8,954	256	2.9%
Upper Division **	9,418	9,695	277	2.9%
Stephen M. Ross School of Business	11,175	11,504	329	2.9%
Dentistry	9,578	9,860	282	2.9%
Engineering	11,523	11,862	339	2.9%
Kinesiology	10,109	10,407	298	2.9%
Music, Theatre and Dance	9,744	10,031	287	2.9%
UNDERGRADUATE NON-RESIDENT				
Lower Division **	27,667	29,036	1,369	4.9%
Stephen M. Ross School of Business	28,133	29,525	1,392	4.9%
Dentistry	27,829	29,206	1,377	4.9%
Engineering	27,829	29,206	1,377	4.9%
Kinesiology	29,408	30,863	1,455	4.9%
Music, Theatre and Dance	28,034	29,421	1,387	4.9%
Upper Division **	29,606	31,071	1,465	4.9%
Stephen M. Ross School of Business	31,475	33,032	1,557	4.9%
Dentistry	29,773	31,246	1,473	4.9%
Engineering	31,223	32,768	1,545	4.9%
Kinesiology	32,114	33,703	1,589	4.9%
Music, Theatre and Dance	29,970	31,453	1,483	4.9%

* Rates per term include \$185.00 Infrastructure Maintenance Fee; \$209.74 Health Service Fee; \$80.00 Registration Fee; \$65.00 University Unions and Recreational Sports Facility Improvement Fee; \$11.19 Central Student Government Fee; \$8.50 Student Legal Services Fee; a \$1.50 School/College Government Fee. A \$500.00 International Fee is assessed to all enrolled students with F or J visa status.

** Includes A. Alfred Taubman College of Architecture & Urban Planning; Penny W. Stamps School of Art and Design; Literature Science, and the Arts; Nursing; and Pharmacy. For upper division only, includes Education; Information; Medicine; Gerald R. Ford School of Public Policy; and Public Health.

**The University of Michigan - Ann Arbor
Tuition and Fees Schedule**

	Current Tuition & Required Fees Per Term Fall 2022	Proposed Tuition & Required Fees Per Term* Fall 2023	Proposed Change in Tuition and All Required Fees	
			\$	%
GRADUATE RESIDENT				
A. Alfred Taubman College of Architecture & Urban Planning				
Master of Architecture	\$17,018	\$17,860	\$842	4.9%
All other programs	17,018	17,860	842	4.9%
Penny W. Stamps School of Art and Design	13,362	14,023	661	4.9%
Stephen M. Ross School of Business				
Full-time M.B.A.	34,264	35,362	1,098	3.2%
Master's of Accounting	25,619	26,457	838	3.3%
Pre-candidate	13,660	14,336	676	4.9%
Dentistry				
D.D.S.	17,977	18,866	889	4.9%
Master's	9,972	10,465	493	4.9%
Master's in Dental Hygiene (Online)	9,972	10,465	493	4.9%
Master's in Oral Health Sciences	12,640	13,265	625	4.9%
Pre-candidate	14,760	15,490	730	4.9%
Education	13,362	14,023	661	4.9%
Engineering				
Professional	15,303	16,060	757	4.9%
Pre-candidate	14,899	15,636	737	4.9%
Environment and Sustainability	12,942	13,582	640	4.9%
Information	13,113	13,762	649	4.9%
Kinesiology	14,217	14,920	703	4.9%
Law				
Juris Doctor	33,359	34,747	1,388	4.2%
Master's in Advanced Corporate Law	43,966	43,966	0	0.0%
Literature, Science & the Arts	13,113	13,762	649	4.9%
Medicine				
M.D.	16,921	17,759	838	5.0%
Master's of Health Professions Education	9,651	9,936	285	3.0%
Pre-candidate	13,137	13,787	650	4.9%

* Rates per term include \$185.00 Infrastructure Maintenance Fee; \$209.74 Health Service Fee; \$80.00 Registration Fee; \$65.00 University Unions and Recreational Sports Facility Improvement Fee; \$11.19 Central Student Government Fee; \$8.50 Student Legal Services Fee; a \$1.50 School/College Government Fee. A \$500.00 International Fee is assessed to all enrolled students with F or J visa status.

**The University of Michigan - Ann Arbor
Tuition and Fees Schedule**

	Current Tuition & Required Fees Per Term Fall 2022	Proposed Tuition & Required Fees Per Term* Fall 2023	Proposed Change in Tuition and All Required Fees	
			\$	%
GRADUATE RESIDENT				
Music, Theatre and Dance				
M.M. and Spec.M.	13,706	14,384	678	4.9%
M.A., M.F.A., and Pre-candidate	13,362	14,023	661	4.9%
Nursing	13,513	14,181	668	4.9%
Pharmacy				
Pharm.D.	17,151	17,999	848	4.9%
Pre-candidate	13,113	13,762	649	4.9%
Public Health	16,257	17,061	804	4.9%
Gerald R. Ford School of Public Policy	15,906	16,693	787	4.9%
Rackham Interdepartmental Programs	13,113	13,762	649	4.9%
Social Work	15,685	16,461	776	4.9%
GRADUATE NON-RESIDENT				
A. Alfred Taubman College of Architecture & Urban Planning				
Master of Architecture	\$25,894	\$27,175	\$1,281	4.9%
All other programs	24,799	26,026	1,227	4.9%
Penny W. Stamps School of Art and Design	26,755	28,079	1,324	4.9%
Stephen M. Ross School of Business				
Full-time M.B.A.	36,764	37,862	1,098	3.0%
Master's of Accounting	28,119	28,957	838	3.0%
Pre-candidate	27,040	28,378	1,338	4.9%
Dentistry				
D.D.S.	24,327	25,531	1,204	4.9%
Master's	16,826	17,658	832	4.9%
Master's in Dental Hygiene (Online)	16,826	11,017	-5,809	-34.5%
Master's in Oral Health Sciences	25,286	26,537	1,251	4.9%
Pre-candidate	24,326	25,530	1,204	4.9%
Education	26,755	28,079	1,324	4.9%

* Rates per term include \$185.00 Infrastructure Maintenance Fee; \$209.74 Health Service Fee; \$80.00 Registration Fee; \$65.00 University Unions and Recreational Sports Facility Improvement Fee; \$11.19 Central Student Government Fee; \$8.50 Student Legal Services Fee; a \$1.50 School/College Government Fee. A \$500.00 International Fee is assessed to all enrolled students with F or J visa status.

**The University of Michigan - Ann Arbor
Tuition and Fees Schedule**

	Current Tuition & Required Fees Per Term Fall 2022	Proposed Tuition & Required Fees Per Term* Fall 2023	Proposed Change in Tuition and All Required Fees	
			\$	%
GRADUATE NON-RESIDENT				
Engineering				
Professional	28,260	29,658	1,398	4.9%
Pre-candidate	27,804	29,180	1,376	4.9%
Environment and Sustainability	25,400	26,657	1,257	4.9%
Information	26,228	27,526	1,298	4.9%
Kinesiology	28,655	30,073	1,418	4.9%
Law				
Juris Doctor	34,859	36,247	1,388	4.0%
Master's in Advanced Corporate Law	46,966	46,966	0	0.0%
Literature, Science & the Arts	26,228	27,526	1,298	4.9%
Medicine				
M.D.	23,404	24,101	697	3.0%
Master's of Health Professions Education	10,522	10,833	311	3.0%
Pre-candidate	26,282	27,582	1,300	4.9%
Music, Theatre and Dance				
M.M. and Spec.M.	27,100	28,441	1,341	4.9%
M.A., M.F.A., and Pre-candidate	26,755	28,079	1,324	4.9%
Nursing	27,057	28,396	1,339	4.9%
Pharmacy				
Pharm.D.	20,143	21,140	997	4.9%
Pre-candidate	26,228	27,526	1,298	4.9%
Public Health	26,708	28,030	1,322	4.9%
Gerald R. Ford School of Public Policy	26,993	28,329	1,336	4.9%
Rackham Interdepartmental Programs	26,228	27,526	1,298	4.9%
Social Work	24,986	26,222	1,236	4.9%

* Rates per term include \$185.00 Infrastructure Maintenance Fee; \$209.74 Health Service Fee; \$80.00 Registration Fee; \$65.00 University Unions and Recreational Sports Facility Improvement Fee; \$11.19 Central Student Government Fee; \$8.50 Student Legal Services Fee; a \$1.50 School/College Government Fee. A \$500.00 International Fee is assessed to all enrolled students with F or J visa status.

**The University of Michigan - Ann Arbor
Tuition and Fees Schedule**

	Current Tuition & Required Fees Per Term Fall 2022	Proposed Tuition & Required Fees Per Term* Fall 2023	Proposed Change in Tuition and All Required Fees	
			\$	%
GRADUATE CANDIDATE				
A. Alfred Taubman College of Architecture & Urban Planning	\$7,160	\$7,514	\$354	4.9%
Stephen M. Ross School of Business	7,475	7,845	370	4.9%
Dentistry	7,129	7,481	352	4.9%
Education	7,226	7,583	357	4.9%
Engineering				
D.Eng.	10,387	10,901	514	4.9%
Ph.D.	8,560	8,983	423	4.9%
Environment and Sustainability	7,002	7,348	346	4.9%
Information	7,090	7,440	350	4.9%
Kinesiology	7,090	7,440	350	4.9%
Law	8,615	9,041	426	4.9%
Literature, Science & the Arts	7,090	7,440	350	4.9%
Medicine	7,242	7,600	358	4.9%
Music, Theatre and Dance				
A.Mus.D.	8,764	9,197	433	4.9%
Ph.D.	7,226	7,583	357	4.9%
Nursing	7,226	7,583	357	4.9%
Pharmacy	7,090	7,440	350	4.9%
Public Health	7,220	7,577	357	4.9%
Rackham Interdepartmental Programs	7,090	7,440	350	4.9%

* Rates per term include \$185.00 Infrastructure Maintenance Fee; \$209.74 Health Service Fee; \$80.00 Registration Fee; \$65.00 University Unions and Recreational Sports Facility Improvement Fee; \$11.19 Central Student Government Fee; \$8.50 Student Legal Services Fee; a \$1.50 School/College Government Fee. A \$500.00 International Fee is assessed to all enrolled students with F or J visa status.

**The University of Michigan - Ann Arbor
Tuition and Fees Schedule**

OTHER GRADUATE PROGRAMS	Current Tuition & Required Fees	Proposed Tuition & Required Fees	Proposed Change in Tuition and All Required Fees*	
			\$	%
Stephen M. Ross School of Business: Executive MBA*	Fall 2022 Cohort	Fall 2023 Cohort		
Resident	\$173,500	\$178,500	\$5,000	2.9%
Non-Resident	178,500	183,500	5,000	2.8%
Stephen M. Ross School of Business:	Summer 2023 - Spring 2024 Cohort	Summer 2024 - Spring 2025 Cohort		
Master's of Management**				
Resident	\$51,775	\$54,030	\$2,255	4.4%
Non-Resident	56,775	59,030	2,255	4.0%
Master's of Supply Chain Management**				
Resident	\$55,430	\$57,830	\$2,400	4.3%
Non-Resident	60,430	62,830	2,400	4.0%
Master's of Business Analytics**				
Resident	\$59,478	\$62,040	\$2,562	4.3%
Non-Resident	64,478	67,040	2,562	4.0%
Stephen M. Ross School of Business: Weekend MBA***	Fall 2022 Rate per Credit Hour	Fall 2023 Rate per Credit Hour		
Resident	\$2,326	\$2,401	\$75	3.2%
Non-Resident	2,501	2,576	75	3.0%

* Includes tuition and fees for accommodations, meals, books, course materials, and other miscellaneous items over the length of the program, as well as the following fees: \$185.00 Infrastructure Maintenance Fee; \$80.00 Registration Fee; \$65.00 University Unions and Recreational Sports Facility Improvement Fee; \$11.19 Central Student Government Fee; \$8.50 Student Legal Services Fee; \$1.50 School/College Government Fee; and for enrolled students with an F or J visa status, a \$500.00 International Fee per term will also apply.

** Rates per term include the following fees: \$185.00 Infrastructure Maintenance Fee; \$209.74 Health Service Fee; \$80.00 Registration Fee; \$65.00 University Unions and Recreational Sports Facility Improvement Fee; \$11.19 Central Student Government Fee; \$8.50 Student Legal Services Fee; \$1.50 School/College Government Fee; and for enrolled students with an F or J visa status, a \$500.00 International Fee per term will also apply.

*** In addition to the rates per credit hour, students will also be assessed the following fees for each term of enrollment: \$185.00 Infrastructure Maintenance Fee; \$80.00 Registration Fee; \$65.00 University Unions and Recreational Sports Facility Improvement Fee; \$11.19 Central Student Government Fee; \$8.50 Student Legal Services Fee; \$1.50 School/College Government Fee; and for enrolled students with an F or J visa status, a \$500.00 International Fee per term will also apply.

**The University of Michigan - Ann Arbor
Tuition and Fees Schedule**

ONLINE EDUCATION*	Current Tuition & Required Fees Per Term*** Fall 2022	Proposed Tuition & Required Fees Per Term*** Fall 2023	Proposed Change in Tuition and All Required Fees	
			\$	%
GRADUATE ONLINE RESIDENT				
Stephen M. Ross School of Business	\$11,964	\$12,222	\$258	2.2%
Engineering Distance Learning	9,150	9,150	0	0.0%
Engineering Global Aerospace Leadership Information**	12,681	12,063	-618	-4.9%
Medicine**	6,387	6,681	294	4.6%
Public Health**	8,733	9,141	408	4.7%
Social Work**	6,573	6,879	306	4.7%
	10,377	10,869	492	4.7%
GRADUATE ONLINE NON-RESIDENT				
Stephen M. Ross School of Business	\$13,014	\$13,272	\$258	2.0%
Engineering Distance Learning	10,026	10,026	0	0.0%
Engineering Global Aerospace Leadership Information**	13,761	13,089	-672	-4.9%
Medicine**	8,397	8,793	396	4.7%
Public Health**	17,499	18,339	840	4.8%
Social Work**	7,215	7,551	336	4.7%
	16,563	17,355	792	4.8%

* All tuition and fees presented assume six credit hours per term. Actual credit hours will vary by program and student.

** Tuition increase on a per credit hour basis is 4.9%. The tuition and fee increase stated at six credit hours per term may vary slightly.

*** Rates per term include the following fees: \$185.00 Infrastructure Maintenance Fee; \$80.00 Registration Fee; \$65.00 University Unions and Recreational Sports Facility Improvement Fee; \$11.19 Central Student Government Fee; \$8.50 Student Legal Services Fee; \$1.50 School/College Government Fee; and for enrolled students with an F or J visa status, a \$500.00 International Fee per term will also apply.

**THE UNIVERSITY OF MICHIGAN
REGENTS COMMUNICATION**

Subject: Proposed Michigan Housing 2023-2024 Room and Board Rates

Background: Michigan Housing developed the proposed rate increases for 2023-2024 in consultation with the appropriate administrative staff within the university.

The overall proposed room and board rate increase is 5.2% for residence halls, Martha Cook, Lawyers Club, and Northwood Community Apartments. This increase includes support for expenditures related to deferred maintenance and continuing support for operating expenses. A summary of the rate recommendations is delineated by room type and included in Attachments A, B, and C.

Included with this document are the following attachments:

- Rate recommendations for residence halls for 2023-2024 (Attachment A);
- Rate recommendations for Munger and Lawyers Club for 2023-2024 (Attachment B); and
- Rate recommendations for Northwood Community Apartments for 2023-2024 (Attachment C).

Recommended Michigan Housing Rate Increase:

- A 5.2% increase in the Michigan Housing room and board rate for 2023-2024.

Respectfully submitted,



Martino Harmon, Ph.D.
Vice President for Student Life

June 2023
Attachments

Attachment A

**University Housing
2023-2024 Residence Halls and Northwood III
Room and Board Rate Recommendation**

Residence Halls	2022-2023 Rate	2023-2024 Rate	Increase (\$)
Single	\$15,719	\$16,536	\$817
Double	\$13,171	\$13,856	\$685
Triple	\$11,642	\$12,247	\$605

**Martha Cook
2023-2024 Room and Board Rate Recommendation**

Martha Cook	2022-2023 Rate	2023-2024 Rate	Increase (\$)
Single Suite	\$16,514	\$17,373	\$859
Deluxe Double	\$15,333	\$16,130	\$797
Double	\$14,754	\$15,521	\$767

Attachment B

**Lawyers Club
2023-2024 Room Rate Recommendation**

Lawyers Club	2022-2023 Rate	2023-2024 Rate	Increase (\$)
Single Shared Bath	\$14,491	\$15,245	\$754
Single Private Bath	\$15,644	\$16,457	\$813
Single - Private Bath - Premium Size	\$16,905	\$17,784	\$879

**Munger Graduate Residences
2023-2024 Room Rate Recommendation**

Munger	2022-2023 Monthly Rate	2023-2024 Monthly Rate	Increase (\$)
1 Bedroom – 7-person suite	\$1,061	\$1,116	\$55
1 Bedroom – 6-person suite	\$1,122	\$1,180	\$58

Attachment C

**University Housing
2023-2024 Northwood Community Apartments (NW I, II, IV, and V)
Rate Recommendation**

12-Month Family and Graduate Apartment Rates

Northwood Community Apartments	2022-2023 Monthly Rate	2023-2024 Monthly Rate	Increase (\$)
1 – Bedroom	\$1,086	\$1,142	\$56
2 – Bedroom	\$1,318	\$1,387	\$69
3 – Bedroom	\$1,400	\$1,473	\$73

Rates include utilities and internet. Student apartments with air conditioning are \$67/Mo. higher for a 1-bedroom, \$73/Mo. higher for a 2-bedroom, and \$79/Mo. higher for a 3-bedroom.

**THE UNIVERSITY OF MICHIGAN
REGENTS COMMUNICATION**

Subject: Proposed University Health Service Fee for 2023-2024

Background: The University Health Service (UHS) recommends renewal of the UHS Fee at \$209.74 per student per term for FY24. This represents **no increase from the 2022-2023 fee**.

UHS has identified several important initiatives for FY24, including providing essential mental health resources to students and addressing the gap from the security assessment of the current UHS facility. Projected ongoing mandatory cost increases would be fully supported by cost reductions and increased revenues.

A five-year history of the UHS Fee is attached (Attachment 1).

Recommended University Health Service Fee:

- Renewal of the University Health Service Fee at \$209.74 per student per term for FY24

Respectfully submitted,

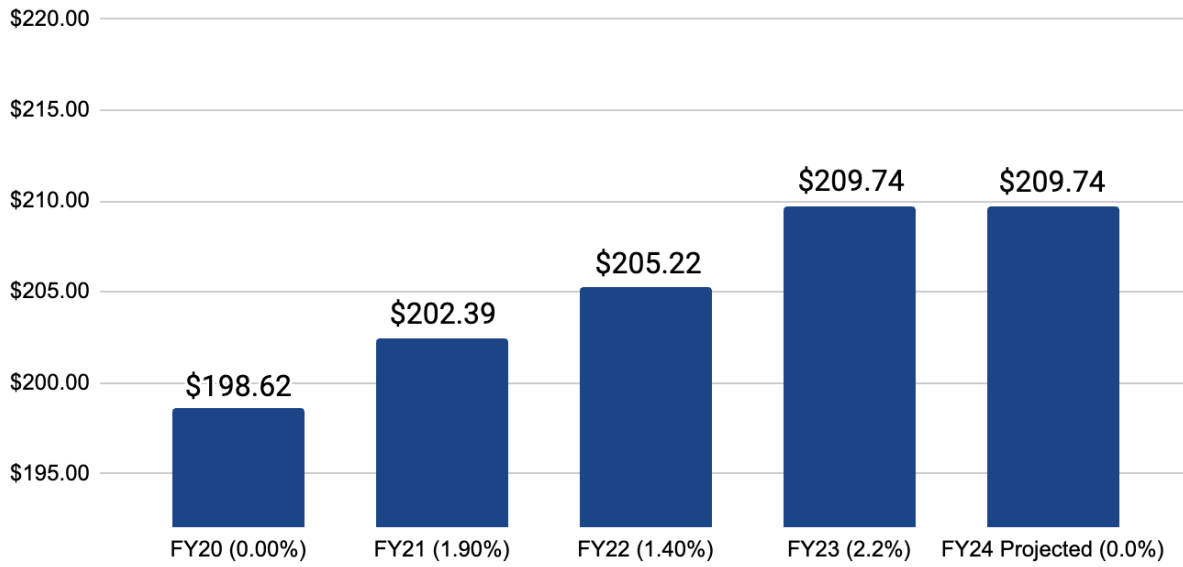


Martino Harmon, Ph.D.
Vice President for Student Life

June 2023
Attachment

Attachment 1

5-Year University Health Service Student Fee History



**THE UNIVERSITY OF MICHIGAN
REGENTS COMMUNICATION**

Subject: Proposed 2023-2024 Fees for Central Student Government, School/College Student Governments, and Student Legal Services

Background: At the June 2022 Regents Meeting, the Regents authorized a fee of \$11.19 per student per term for Central Student Government (CSG) and \$1.50 per student per term for School/College student governments. At the same meeting, the Regents also authorized a fee of \$8.50 per student per term for Student Legal Services (SLS).

This year, CSG believes that the current fee structure will provide adequate funding for the coming fiscal year. Additionally, Student Life believes that SLS will have sufficient resources for 2023-2024 under the current fee structure. We also believe the school and college government organizations are adequately funded.

Recommended Fees for CSG, School/College Student Governments, and SLS:

- No increase in the following fees for 2023-2024 (**no change from 2022-2023**):
 - Central Student Government
 - School/College student governments
 - Student Legal Services

Respectfully submitted,



Martino Harmon, Ph.D.
Vice President for Student Life

June 2023

THE UNIVERSITY OF MICHIGAN
REGENTS COMMUNICATION
INFORMATION ITEM

Subject: Central Student Government (CSG) Financial Report

Pursuant to the current action plan for improving financial controls of the Central Student Government, attached is the annual financial report for December 31, 2022, and December 31, 2021, prepared by University of Michigan staff. The report includes detailed expenditures made from the CSG student fee, which is Regent approved.

Respectfully submitted,

A handwritten signature in black ink, appearing to read "Martino Harmon", with a long, sweeping horizontal line extending to the right.

Martino Harmon, Ph.D.
Vice President for Student Life

June 2023

To: Board of Regents of the University of Michigan

From: Central Student Government

Date: May 19, 2023

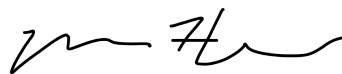
The following report for calendar year 2022 details CSG's usage of the Board of Regents' approved 2014 Student Fee and the 2022 increase. For the Winter 2022 and Spring/Summer 2022 semesters, the fee was set to \$9.19 per student, and in Fall 2022, the fee increased to \$11.19 per student. In 2022, the largest portion of revenue generated from the student fee was allocated to student organizations. This year, CSG disbursed \$580,187 to support student organizations on campus, a \$17,027 increase from the previous year. When reviewing applications student organizations submit for CSG funding, CSG considers things like project or event uniqueness, the volume of students positively impacted by the project or event, the amount of students involved in the planning and execution of the project or event, and environmental impact, among other criteria. CSG is required to make funding decisions without considering characteristics including but not limited to the political beliefs, religion, race, or gender identity of organization members. Opportunities for student organization funding are advertised through our social media and the all campus email, which is sent to all enrolled students. Information regarding funding is also accessible to all students through our website at www.csg.umich.edu/funding.

Beyond student organization funding, the student subscription services with the Wall Street Journal and New York Times (on which CSG spent \$42,437 in 2022) were the largest expense of those listed under "programs," and were profoundly utilized. The Wall Street Journal was visited nearly 500,000 times between March 2022-March 2023 by students subscribed through the CSG provided service and CSG's collected usage data showed 3,164,939 page views across that same time period. In the most recent data CSG collected from the New York Times, we found that students using the service were engaged in 272,598 usage sessions and had accumulated 874,343 page views in April 2023 alone.

Other programs that CSG funded in 2022 included free Group-X passes for students with demonstrated financial need, wellness kits distributed around the time of finals and at CSG events with an expressed focus on wellbeing, and free graduation gowns. In 2022, CSG also sponsored events such as "Wellbeing Day," an event on the Diag encouraging students to engage with mental health and wellbeing resources on campus, "Winter Wonderland," an ice-skating rink on the Diag, and "SuitUp," a collaboration with the University Career Center to provide students with an opportunity to purchase professional clothing at discounted prices.

The CSG fee empowers student leaders to facilitate programs and events that enrich our campus community, are high-engagement and high-impact, and provide experiential learning opportunities. We are grateful for the support the \$2.00 per student increase received last year from the Board. CSG's programming has been greatly enriched by the extra fee revenue we have received this year. For that reason, we hope the Board once again approves the \$11.19 fee per student per term for CSG.

Respectfully submitted,



Meera Herle

Student Body President, Central Student Government

Central Student Government
Balance Sheet
For the years ending December 31, 2022 and 2021

	<u>2022</u>	<u>2021</u>
Assets		
University Cash Accounts	\$ 651,543	\$ 634,652
Accounts Receivable	8,817	-
Prepaid Expenses	-	-
Total Current Assets	<u>660,360</u>	<u>634,652</u>
Property and Equipment - Net	\$ -	\$ -
Total Assets	<u><u>\$ 660,360</u></u>	<u><u>\$ 634,652</u></u>
Liabilities and Fund Balances		
Liabilities		
Accounts Payable	\$ 20,302	\$ 82,462
Accrued Liabilities	8,623	9,752
Deferred Revenue	530,888	431,103
Total Liabilities	<u>559,814</u>	<u>523,317</u>
Fund Balances		
Unreserved	100,546	111,335
Reserved for Childcare Subsidy Program	-	-
Total Fund Balances	<u>100,546</u>	<u>111,335</u>
Total Liabilities and Fund Balances	<u><u>\$ 660,360</u></u>	<u><u>\$ 634,652</u></u>

Central Student Government
Statement of Revenue and Expenses
For the years ending December 31, 2022 and 2021

	2022			2021		
	General	Childcare	Total	General	Childcare	Total
Revenue						
Student Fees	\$ 921,180		\$ 921,180	\$ 811,509		\$ 811,509
Childcare Student Fee		161,470	161,470		142,077	142,077
Test Prep Student Fees	18,334		18,334	15,819		15,819
Airbus	32,457		32,457	9,139		9,139
Gift Revenue	-		-	70		70
Interest	3,693		3,693	232		232
Other	-		-	1,250		1,250
Total Revenue	975,664	161,470	1,137,133	838,019	142,077	980,095
Expenses						
Allocations:						
Student Organizations	580,187		580,187	563,160		563,160
Payments to U-M Departments	28,000		28,000	53,280		53,280
Airbus Expenses	43,511		43,511	33,357		33,357
Test Prep Expenses	54,589		54,589	62,011		62,011
CSG Programs	73,738		73,738	114,584		114,584
Personnel	135,856		135,856	119,804		119,804
Need Based Compensation	22,973		22,973	20,685		20,685
Child Care Subsidy Stipends		161,470	161,470		142,077	142,077
General:						
Advertising	15		15	188		188
Depreciation	-		-	-		-
Donations	4,000		4,000	-		-
Equipment Rental	227		227	1,488		1,488
Financial Aid	3,000		3,000	3,000		3,000
Other General Expenses	9,876		9,876	3,838		3,838
Printing and Publications	1,275		1,275	1,014		1,014
Service of Others	8,240		8,240	5,864		5,864
Supplies	2,073		2,073	4,073		4,073
Telephone	901		901	897		897
Travel, Hosting & Transportation	17,991		17,991	2,053		2,053
Total Expenses	986,453	161,470	1,147,922	989,295	142,077	1,131,372
Excess of Expenses Over Revenue	(10,789)	-	(10,789)	(151,277)	-	(151,277)
Fund Balances - Beginning	111,335		111,335	262,612		262,612
Fund Balances - Ending	\$ 100,546	\$ -	\$ 100,546	\$ 111,335	\$ -	\$ 111,335

**Central Student Government
Student Organization Funding
For the Year ended December 31, 2022**

Organization	Amount
58 Greene A Capella	500
Academy of Students Pharmacists	100
ACHA DIII Men's Hockey (MCHC) at the University of Michigan	1,772
Aerospace Graduate Student Advisory Committee (GSAC)	492
African Business Club	1,116
African Stdtd Assoc-U	475
AIESEC	409
Alexander Hamilton Society (AHS)	3,624
Alpha Kappa Alpha Sorority, Incorporated	1,000
Alpha Kappa Delta Phi	1,000
Alpha Kappa Psi	797
Alternative Investments Club	1,939
American Meteorological Society	280
American Society for Engineering Edu Student Chapt at the U of Michigan	120
Animania	538
Arabesque Dance Troupe (Arabesque)	252
Archery Club	2,675
Asian American Association	854
Asian Student Dental Association at the University of Michigan School of De	760
Asian/Pacific Islander American Students in Business (ASIB)	471
Association for Women in Science	300
Badminton Club	5,391
Bangladeshi Students Association	601
BAPS Campus Fellowship	212
BETA ALPHA RHO PRE-LAW & PUBLIC SERVICE FRATERNITY	152
BIOMEDICAL ENGINEERING GRADUATE STUDENT COUNCIL	150
BIO-TECH ENTREPRENEURSHIP AND CODING ORGANIZATION	30
Black Business Students Association	241
Black Radical Healing Pathways (BRHP)	3,151
Black Student Union	1,000
Black Students in Aerospace	2,198
Black Undergraduate Kinesiology Association	406
Blood Drives United	319
Blue Jitsu	276
Blue Model United Nations	4,418
Blue Records	30
BLUEPRINTS FOR PANGAEA (PANGAEA)	5,639
BOND Consulting Group	200
Buddhism at The University of Michigan	165
Cadence Dance Company	1,892
Canopy Magazine	1,000
Carillon Guild at the University of Michigan	1,315
Chabad House	2,350
CHEMICAL ENGINEERING CAR TEAM	385

**Central Student Government
Student Organization Funding
For the Year ended December 31, 2022**

Organization	Amount
CHILD WELFARE STUDENT ASSOCIATION	494
Chinese Basketball Team UM	2,738
Chinese Entrepreneur Network	300
Chinese Students Association	1,053
Cinnamon Cinema	229
Citizens' Climate Lobby at the University of Michigan (CCL-UMich)	452
Classical Guitar Society at the University of Michigan	1,010
Climate Blue	2,500
Club Golf at Michigan	1,179
Collaborative Lab for Advancing Work in Space	2,246
Color Coded	310
Community-Led Interpretation for Medical Equity (CLIME)	1,200
Control Your Game	4,295
Cooking to Connect at the University of Michigan	3,590
CS KickStart	1,000
Cycling Club at the University of Michigan	180
DB3	120
Delta Epsilon Mu (DEM)	200
Digital Asset Law Association at The University of Michigan Law School	1,342
Digital Painting	1,075
Dil Se	288
DJs A Cappella	2,037
Doctors Without Borders Student Chapter	(25)
EMPTY MUG RECORDS	780
Enspired	5,687
Entomology Club	30
Entrepreneurial Power Hour	2,098
Entrepreneurship Creativity Club (ECC)	82
Epsilon Alpha Sigma Sorority (EA?)	1,282
Ethical Investments	30
EUROPEAN BUSINESS STUDENTS ASSOCIATION	241
Every Three Weekly/UAC	826
Fighting Eating Disorders at UMich	30
Filipino American Student Assoc.	762
First-Generation Pre-Health Association	3,055
Flywheel - Women's Ultimate Frisbee	9,110
French Speakers Association at The University of Michigan	30
Friday's for Future at the University of Michigan	500
Friends of the Gargoyle	2,263
Fusion Dance	1,136
Gender Diversity in Robotics	1,905
Generate Real Opportunities and Wonder Tutoring Program (G.R.O.W.)	30
Generation Asian Pacific American	1,000
Generation Mental Health - University of Michigan Campus Chapter (GenMH)	475

**Central Student Government
Student Organization Funding
For the Year ended December 31, 2022**

Organization	Amount
Girl Up Michigan	240
Global Surgery Student Alliance (GSSA)	5,284
GlobeMed-DF	57
Good News Christian A Cappella	350
GradTONES	550
Graduate Rackham International	212
GRADUATE SOCIETY OF BLACK ENGINEERS AND SCIENTISTS	500
Grl Gains at the University of Michigan	110
Gym Games the Club	693
Habitat for Humanity at the University of Michigan	3,600
Hack Sprint	1,400
Health Policy Student Association	180
Health Promotion at UM (HPUM)	42
Heartbeat: Philanthropic A Capella	1,325
Hindu Student Council	1,958
Historically Black Colleges and Universities Alumni Association at The Univ	1,020
HonorsGO and ASB	900
HumanKind at the University of Michigan	1,612
In the Round Productions at UM	9,087
Indian American Student Association	4,416
Indian Muslim Student Association (IMSA)	2,325
INFORMS at the University of Michigan (INFORMS at UM)	290
Initiative for Inclusive Design (i(ID))	50
Iota Iota Iota National Women's and Gender Studies Honor Society (Triota)	44
Iranian Graduate Student Association	1,375
Iraqi American Union at the University of Michigan	2,073
ISLAMIC SOCIETY OF AHL-UL-BAYT	674
Japanese Student Association	196
Jewish Resource Center	1,715
Judo at The University of Michigan	5,000
Julit Co. Athletics at the University of Michigan	700
Kappa Alpha Pi Pre-Law Fraternity	1,208
Kappa Phi Lambda	750
Kendo Club	5,414
Kids in Science at UM	92
Korean American Student Association	1,390
Korean-American Scientists & Engineers Association	400
Lambda Theta Phi Latino Frat	30
LAW SCHOOL HOCKEY TEAM	1,230
Law School Student Senate	3,100
LGBT Michigan	212
Lunar Doula Support Network (LDSN)	1,700
Maize & Jew: Jewish Business Student Association	966
Maize Futbol Club	1,449

**Central Student Government
Student Organization Funding
For the Year ended December 31, 2022**

Organization	Amount
Maize Mirchi	1,535
Malaysian Students Association	3,240
MASH MAGAZINE	630
MDraw Club	1,143
MedLaunch	235
Men's Basketball Club Team	2,418
Men's Club Ice Hockey	5,652
Men's Club Water Polo	5,000
Men's Rugby	13,784
Men's Ultimate Frisbee	16,296
Mentality Magazine	481
M-HEAL PeriOperative (Preventing Perioperative Hypothermia)	517
M-HEAL Project Alivio	539
M-HEAL Project MESA (Making Exams Safe & Accessibl	216
MICHIGAN A CAPPELLA COUNCIL	1,500
Michigan Aeronautical Science Association	2,407
Michigan All-Girl Competitive Cheer	4,273
Michigan Baseball & Sabermetrics Club	1,750
Michigan Camping Club	2,600
Michigan Club Baseball	2,227
Michigan Club Softball	3,375
Michigan Club Tennis	702
Michigan Concrete Canoe	1,725
Michigan Cricket Club	1,200
Michigan Cryptocurrency Investment Club	955
Michigan Dressage Team (MDT)	375
Michigan Eco Data	175
Michigan Emergency Medical Servcies Club (M.E.M.S.C)	1,989
Michigan Engineering Consulting Club	2,000
Michigan Fashion Media Summit (MFMS)	5,603
Michigan Field Hockey	2,898
Michigan Foreign Policy Council	580
Michigan G-Men (The Gentlemen)	500
Michigan Health Aid	72
Michigan Helping Hands	350
Michigan Impact	1,700
Michigan Intercollegiate Polo Club	4,794
Michigan Journal of Asian Studies	173
Michigan Journal of Interntional Affairs	1,000
Michigan Linguistic Anthropology Graduate Organization	3,233
Michigan Materials Society	1,750
Michigan Mayuri	225
Michigan Men's Club Soccer	1,836
Michigan Men's Rowing Team	5,045

**Central Student Government
Student Organization Funding
For the Year ended December 31, 2022**

Organization	Amount
MICHIGAN MEN'S VOLLEYBALL	8,411
Michigan Muslim Premeds	800
Michigan Neuroprosthetics (MNP)	1,703
Michigan Nordic Ski Club	1,553
Michigan Outdoor Expedition Photo/Video Club	937
MICHIGAN PARKOUR (MIPK)	30
Michigan Pencils of Promise (PoP at UMICH)	30
Michigan Pickleball Club	1,850
Michigan Political Consulting (MPC)	1,535
Michigan Product Management Club (MProduct)	1,345
Michigan Product Realm	450
Michigan Robotic Submarine (MRS)	2,500
Michigan Sahana	2,065
Michigan Sailing Team	5,310
Michigan Seismic (UMSD)	500
Michigan Synthetic Biology Team	1,100
Michigan TAAL	6,764
Michigan Taekwondo	4,900
Michigan Venture Club	164
MICHIGAN WATERSKI TEAM	9,436
Michigan Wolveraas	4,210
Michigan Women's Intramural Lacrosse	1,340
Michigan-Hawaii Student Association	1,060
Minorities in Agriculture, Natural Resources, and Related Sciences	1,600
MIST	4,430
MIXED@MICHIGAN (M@M)	100
M-Mates	25
Mock Trial Team	3,000
Model Federal Open Market Committee (MFED)	30
Model United Nations	1,500
Moli Performing Art Ensemble	100
MRun - Running Club at the University of Michigan	11,125
Muslim Business Student Association	1,280
MUSLIM LAW STUDENTS ASSOCIATION	1,500
Muslim Students Association	5,643
National Association for the Advancement of Colored People (NAACP)	100
National Lawyers Guild-Uf	800
National Organization for Business and Engineering	320
National Society of Black Engineers - DF	1,360
National Society of Black Engineers Mardi Gras Ball	1,695
New Ann Arbor Smash 4 Club	873
New Michigan Table Tennis Club	950
NOiR Runway Fashion	5,700
Not Even Really Drama Students (NERDS)	2,347

**Central Student Government
Student Organization Funding
For the Year ended December 31, 2022**

Organization	Amount
Not Rich at Umich	470
Nu Rho Psi	4,550
Organizational Development through Employing Strategic Initiatives Multidis	1,446
Out For Business Undergraduate (OFB)	168
OutMD	16
Outrage Dance Group	877
Partners in Health Engage at the University of Michigan	210
Phi Chi Theta	750
Phi Delta Chi	400
Phi Delta Epsilon International Medical Fraternity	1,159
Phi Sigma Pi National Honor Fraternity-Uf	4,788
PHOTONIX	233
Pi Alpha Phi	1,320
Pinky Swear PACK at the University of Michigan	1,545
Polish Student Association DF	1,475
Pre-Med Hub (PMH)	30
Pre-Medical Club	700
Pre-Optometry Club-U	30
Prison Birth Project	60
Project RISHI at University of Michigan	645
Project WriteON	577
Public Interest Research Group in Michigan Students	326
Pure Dance Xtreme	3,806
Quantitative Consulting and Finance Group	102
Rackham Student Government	7,270
Raw Strength and Courage Kayak Club	200
RC Players	817
RC REVIEW	500
Relay for Life	3,595
Revolution	100
SAE Baja Racing	4,090
Sae-Formula Car Team -	5,179
Salto Dance Company	2,160
SAPAC - Bystander Intervention and Community Engagement	1,000
SEXUAL ASSAULT PREVENTION AND AWARENESS CENTER: CONSENT, OUTREACH, AND REL	1,494
SEXUAL ASSAULT PREVENTION AND AWARENESS CENTER: SURVIVOR EMPOWERMENT AND AL	3,382
Shei Magazine	757
She's The First at the University of Michigan	161
Sigma Lambda Gamma National Sorority, Inc.	105
Sikh Student Association	1,088
Sinaboro	100
Sister 2 Sister	100
Society for Advancement of Hispanics/Chicanos and Native Americans in Scien	475
Society for Human Resource Management at the University of Michigan	379

**Central Student Government
Student Organization Funding
For the Year ended December 31, 2022**

Organization	Amount
Society of Asian Scientists and Engineers	3,569
South Asian Awareness Network (SAAN)	544
Spanish Club at the University of Michigan	656
SPARK Electric Racing	1,000
SPECIAL OLYMPICS COLLEGE AT THE UNIVERSITY OF MICHIGAN	195
SQUASH CLUB AT THE UNIVERSITY OF MICHIGAN	1,077
Student Athlete Advisory Council	500
Student-Athlete Advisory Committee	1,000
Students Allied for Freedom and Equality (SAFE)	8,041
Students for Clean Energy	610
Students for Democracy (SFD)	388
STUDENTS HELPING HONDURAS	1,250
Students of Color in Public Policy - Undergraduate Chapter	168
Students of Color Interested in Law, Government, Policy, and Social Justice	1,700
SWAM CLUB SWIMMING	2,680
Synchronized Skating Team	8,165
TEDXUOFM	289
THE AMERICAN RED CROSS CLUB	30
THE AMERICAN RED CROSS CLUB DF	514
The American Revival Front	200
The Detroit Partnership	3,652
The Journal of Public Health (JPH)	1,639
The Michigan Quidditch Team	3,514
THE MUSLIM COALITION	4,767
The Pakistani Student Association	3,805
THE SIRENS A CAPPELLA	450
The Sopranos	1,167
The Ukrainian Club at UM	1,000
The University of Michigan College of Engineering Honor Council	2,552
The University of Michigan Fencing Club	2,790
The Women's Network at Michigan	950
Thus Spoke Ann Arbor	1,000
Timmy Global Health	720
TJ Hooper & the Learned Hands	1,731
Trial Advocacy Society	236
U OF M SUPER MILEAGE TEAM	705
Uac Michigan Pops Orchestra	235
UMBees	407
Undergraduate American Women's Medical Association	842
Union of Progressive Zionists (J Street Umich)	30
United Asian American Organization (UAAO)	400
United to Heal	1,354
University Blood Initiative at The University of Michigan	62
University of Michigan Ballroom Dance Team	9,367

**Central Student Government
Student Organization Funding
For the Year ended December 31, 2022**

Organization	Amount
University of Michigan Club Gymnastics	1,000
University of Michigan Club Triathlon Team	2,204
UNIVERSITY OF MICHIGAN ELECTRIC BOAT	1,373
University of Michigan Figure Skating Club	200
University of Michigan Polish Student Association	1,825
University of Michigan Science Olympiad (UMSO)	30
University of Michigan Solar Car Team	4,000
University of Michigan Women's Glee Club	500
University of Michigan Women's Rugby Football Club	290
University Skateboard Collective (USCO)	4,438
University Students Against Rape	1,878
UPROUND VENTURES	1,593
Urban Planning Student Association	4,090
Urbanism at The University of Michigan	30
UX@UM	2,710
VeryUs	130
Vibrance Dance Company	230
Victors FC	1,529
Vietnamese Student Association	3,622
WeListen	340
What the F/UAC	(25)
Wilderness Medical Society at the University of Michigan	30
Wolverine Blockchain	30
WOLVERINE MARITIME BATTALION	2,557
Wolverine Support Network	969
Women and Gender Minorities in Mechanical Engineering	158
Women in Aeronautics and Astronautics	1,130
WOMEN IN NUCLEAR STUDENT CHAPTER AT THE UNIVERSITY OF MICHIGAN (WIN)	61
Women of Color & The Academy	2,095
WOMEN+ EXCELLING MORE IN MATH, ENGINEERING, AND THE SCIENCES	1,000
Women's Club Water Polo	3,766
Women's Ice Hockey	6,318
Women's Organization on Rights to Health (WORTH)	210
Xylem Literary Magazine	675
Yemeni Students' Association (YSA)	3,277
Young Americans for Freedom	3,980
Young Democratic Socialists of America at the University of Michigan	99
ZOUK DANCE CLUB	21
Grand Total	580,187

THE UNIVERSITY OF MICHIGAN
REGENTS COMMUNICATION

SUBJECT: Proposed Flint Campus 2023-2024 General Fund Operating
Budget, Student Tuition and Fee Rates

BACKGROUND:

The proposed 2023-2024 General Fund budget for UM-Flint (attached) assumes \$1.5M additional state funding from the budget for FY 2022-2023. The proposed budget assumes a 4.9% increase in combined tuition and fees for undergraduate students, not exceeding the proposed state cap of \$676 per year. The increase for graduate students for the 2023-2024 academic year is 4.9%.

This budget proposal assumes:

- Undergraduate enrollment reduction of 3.0%, graduate enrollment reduction of 2.7%; and,
- \$1.0M increase to institutional financial aid.

The proposed budget includes a state appropriation of approximately \$26.7 million.

Respectfully submitted,



Debasish Dutta, Chancellor
University of Michigan-Flint

June 2023
Attachments

**University of Michigan - Flint
Proposed General Fund Revenue Budget
Fiscal Year 2023-2024**

	<u>Budget for FY 2022 - 23</u>	<u>% of Total</u>	<u>\$ Change</u>	<u>Budget for FY 2023 - 24</u>	<u>% of Total</u>
State Appropriation	25,217,400	21.6%	1,451,800	26,669,200	23.4%
Student Tuition & Fees	90,798,000	77.9%	(4,210,000)	86,588,000	76.1%
Indirect Cost Recovery	150,000	0.1%	-	150,000	0.1%
Income from Investments	50,000	0.0%	-	50,000	0.0%
Department Activities	300,000	0.3%	-	300,000	0.3%
Total Revenue	<u>116,515,400</u>	<u>100.0%</u>	<u>(2,758,200)</u>	<u>113,757,200</u>	<u>100.0%</u>

**University of Michigan - Flint
Proposed General Fund Expenditure Budget
Fiscal Year 2023-2024**

Area	Budget for FY 2022 - 23	Salary & Benefits	Student Aid	Shared Costs	Other Changes to Budget	Budget for FY 2023 - 24
College of Arts & Sciences	15,850,464	549,377			(1,444,828)	14,955,013
School of Management	6,869,544	216,402			53,082	7,139,028
College of Health Sciences	14,849,997	391,691			(374,893)	14,866,795
School of Nursing	8,660,964	287,676			(1,341,442)	7,607,198
College of Innovation & Technology	10,477,829	363,209			(524,494)	10,316,544
Subtotal - Academic Units	56,708,798	1,808,354	-	-	(3,632,574)	54,884,578
Chancellor	1,619,349	39,087			(114,254)	1,544,182
Marketing & Communications	942,636	15,593			(59,348)	898,881
Research & Economic Development	1,250,995	36,374			(94,441)	1,192,928
Provost/Academic Affairs	5,239,449	172,798			(272,502)	5,139,745
Vice Provost Academic Affairs	1,067,423	24,791			(74,339)	1,017,875
Division of Student Affairs	4,537,935	102,588			(463,228)	4,177,295
Student Aid	10,066,842	-	1,002,615		-	11,069,457
Business & Financial Services	17,130,717	405,528			(1,276,000)	16,260,245
University Advancement	1,120,368	23,640			(75,645)	1,068,363
Enrollment Management	5,998,496	158,648			(485,885)	5,671,259
Subtotal - Executive Officers	48,974,210	979,047	1,002,615	-	(2,915,642)	48,040,230
Utilities	4,500,000					4,500,000
Central Support	755,000			(87,500)		667,500
General Administrative Services	5,305,000			87,500	-	5,392,500
General Administrative Reserve	272,392					272,392
Subtotal - Other	10,832,392	-	-	-	-	10,832,392
Total Expenditures	116,515,400	2,787,400	1,002,615	-	(6,548,215)	113,757,200

**University of Michigan - Flint
Proposed Tuition & Fee Rates
Fiscal Year 2023- 24**

	Per Term Rate		\$ Change	% Change
	2023-2024 Proposed	2022-2023 Tuition & Fees		
RESIDENT				
Undergraduate:				
Lower Division	\$ 7,095	\$ 6,762	\$ 333	4.9%
Upper Division	7,173	6,837	336	4.9%
Nursing	8,166	7,815	351	4.5%
Nursing (RN/BSN)	7,173	6,837	336	4.9%
Respiratory Therapy	7,173	6,837	336	4.9%
Accelerated Online Degree Completion	6,864	6,543	321	4.9%
Management	8,336	7,974	362	4.5%
Graduate:				
Management (MBA)	10,687	10,687	-	0.0%
Management (DBA)	19,858		19,858	
Doctor of Education	10,087	9,616	471	4.9%
Doctor of Nurse Anesthesia (Professional)	11,923	11,365	558	4.9%
Doctor of Nurse Anesthesia (Post-Professional)	13,963	13,312	651	4.9%
Physical Therapy	10,273	9,793	480	4.9%
Occupational Therapy	10,891	10,381	510	4.9%
Physician Assistant	13,264	12,643	621	4.9%
Nursing	9,904	9,442	462	4.9%
All Other Graduate Programs	9,184	8,755	429	4.9%

Undergraduate rates are based on students taking 15 credit hours per term and include the following mandatory fee assessed each term: Undergraduate Registration Assessment - \$312

Graduate rates are based on students taking 12 credit hours per term and include the following mandatory fee assessed each term: Graduate Registration Assessment - \$262

The Doctor of Business Administration is new for Fall 2023

**University of Michigan - Flint
Proposed Tuition & Fee Rates
Fiscal Year 2023- 24**

	Per Term Rate			
	2023-2024 Proposed	2022-2023 Tuition & Fees	\$ Change	% Change
NON-RESIDENT				
Undergraduate:				
Lower Division	\$ 13,545	\$ 12,915	\$ 630	4.9%
Upper Division	13,719	13,083	636	4.9%
Nursing	15,711	15,033	678	4.5%
Nursing (RN/BSN)	7,887	7,524	363	4.8%
Respiratory Therapy	7,887	7,524	363	4.8%
Accelerated Online Degree Completion	7,545	7,272	273	3.8%
Management	14,882	14,214	668	4.7%
Online Programs:				
Management, Domestic Students	9,050	8,658	392	4.5%
All Other Programs, Domestic Students	7,887	7,524	363	4.8%
Graduate:				
Management (MBA)	13,258	13,258	-	0.0%
Management (DBA)	19,858		19,858	
Doctor of Education	13,618	12,982	636	4.9%
Doctor of Nurse Anesthesia (Professional)	17,665	16,840	825	4.9%
Doctor of Nurse Anesthesia (Post-Professional)	14,926	14,230	696	4.9%
Physical Therapy: Entry Level DPT, PhD	15,226	14,515	711	4.9%
Physical Therapy: Transitional DPT	15,226	14,515	711	4.9%
Occupational Therapy	15,844	15,103	741	4.9%
Physician Assistant	20,290	19,342	948	4.9%
Nursing	14,683	13,996	687	4.9%
All Other Graduate Programs	13,618	12,982	636	4.9%

Undergraduate rates are based on students taking 15 credit hours per term and include the following mandatory fee assessed each term: Undergraduate Registration Assessment - \$312

Graduate rates are based on students taking 12 credit hours per term and include the following mandatory fee assessed each term: Graduate Registration Assessment - \$262

The Doctor of Business Administration is new for Fall 2023

THE UNIVERSITY OF MICHIGAN
REGENTS COMMUNICATION

SUBJECT: Proposed Flint Campus 2023-2024 Residence Hall Rates

BACKGROUND:

The proposed 2023-2024 room and board rates for UM-Flint residence halls were developed to offset cost increases and keeping in mind that UM-Flint rates are the second lowest among the 14 public universities in the state.

Recommended Residence Hall Rate Increase:

- A 5% increase in the First Street and Riverfront residence halls room rates
- A 5% increase in the First Street board rate

Respectfully submitted,



Debasish Dutta, Chancellor
University of Michigan-Flint

June 2023
Attachments



Rate Request/Student Cost Impact

Room Types	*FY24 Room Rates				**FY24 Board Rates			
	FY23	FY24	Amount Increase	% Increase	FY23	FY24	Amount Increase	% Increase
First Street								
Double	\$9,823	\$10,315	\$492	5.00%	\$3,212	\$3,373	\$161	5.00%
Single	\$11,656	\$12,239	\$583	5.00%	\$3,212	\$3,373	\$161	5.00%
Riverfront								
Double	\$6,611	\$6,942	\$331	5.00%				
Single	\$8,444	\$8,866	\$422	5.00%				
Studio	\$9,343	\$9,810	\$467	5.00%				

Notes:

*Proposed room rates are intended to cover increases in operating costs and reduce the operating deficit

*UM-Flint maintains the 2nd lowest room rate among the 14 Michigan public universities with housing

**After consultation with the food service provider, proposed board rates are intended to retain buying power for students

THE UNIVERSITY OF MICHIGAN
REGENTS COMMUNICATION

SUBJECT: Proposed Dearborn Campus fiscal year 2023-24 General Fund
Operating Budget, Student Tuition and Fee Rates

BACKGROUND:

The proposed 2023-24 General Fund budget for UM-Dearborn aligns with the campus mission as presented at umdearborn.edu/about/mission and reflects a 5.5% increase in the state appropriation over the 2022-2023 budget. Approximately 95% of our state appropriation funding will be used for financial aid for our students.

The proposed undergraduate tuition and fee increase for lower division residents is 4.4% (an increase of \$312 per term). The proposed undergraduate tuition and fee increase for non-residents at the lower division is 6.0% (an increase of \$888 per term). The proposed graduate tuition and fee increase for residents is 4.4% (an increase of \$396 per term) and non-residents is 6.0% (an increase of \$972 per term).

Details on specific tuition and fee increases are included in the materials accompanying this memo.

Also incorporated into the proposed FY24 operating budget for the Dearborn campus are funds to support projected costs for contractual faculty and staff wage increases, a minimum wage increase, and other various inflationary increases.

Respectfully submitted,



Domenico Grasso, Chancellor
University of Michigan-Dearborn

June 2023
Attachments

**Proposed General Fund Revenue Budget
Fiscal Year 2023-24**

	Budget for FY 2022-23	% of Total	Total Change	Budget for FY 2023-24	% of Total
State Appropriations	\$ 28,183,300	17.0%	\$ 1,557,700	\$ 29,741,000	17.5%
Student Tuition & Fees	135,335,500	81.8%	2,518,500	137,854,000	81.0%
Indirect Cost Recovery	1,342,900	0.8%	411,100	1,754,000	1.0%
Income from Investments	50,000	0.0%	450,000	500,000	0.3%
Departmental Activities	500,000	0.3%	(195,000)	305,000	0.2%
Total Revenue	\$ 165,411,700	100.0%	\$ 4,742,300	\$ 170,154,000	100.0%

**Proposed General Fund Expenditure Budget
Fiscal Year 2023-24**

Campus Unit	Budget for FY 2022-23	Salary Program Total	Student Support	Misc.	Budget for FY 2023-24
Arts, Sciences & Letters	\$ 29,464,000	\$ 979,500	\$ -	\$ (1,079,100)	\$ 29,364,400
Education, Health & Human Services	5,814,000	182,250	-	45,400	6,041,650
Engineering	24,452,000	758,770	-	708,000	25,918,770
Business	15,258,000	403,540	-	(73,700)	15,587,840
Subtotal - Academic Units	\$ 74,988,000	\$ 2,324,060	\$ -	\$ (399,400)	\$ 76,912,660
Chancellor's Area	\$ 2,797,000	\$ 52,300	\$ -	\$ (78,400)	\$ 2,770,900
Information Technology Services	7,292,000	102,000	-	(71,700)	7,322,300
Academic Affairs	5,343,000	138,800	-	(400)	5,481,400
Enrollment Management	4,775,000	127,500	-	(136,600)	4,765,900
Mardigian Library	2,780,000	68,300	-	(42,500)	2,805,800
Student Affairs	2,029,000	78,400	-	(11,400)	2,096,000
Business Affairs	2,042,000	53,300	-	(58,400)	2,036,900
Facilities Maintenance	7,143,000	142,700	-	973,200	8,258,900
Public Safety	2,475,000	67,000	-	(69,200)	2,472,800
Institutional Advancement	2,279,000	54,200	-	(65,200)	2,268,000
External Relations	2,167,000	34,100	-	(62,000)	2,139,100
Fringe Benefits (Service Units)	8,327,000	154,700	-	799,700	9,281,400
Subtotal - Service Units	\$ 49,449,000	\$ 1,073,300	\$ -	\$ 1,177,100	\$ 51,699,400
Utilities	\$ 3,358,000	\$ -	\$ -	\$ 168,000	\$ 3,526,000
Deferred Maintenance/Capital Planning	1,359,000	-	-	(101,600)	1,257,400
Debt Service	5,655,000	-	-	(470,800)	5,184,200
Campus Operations	2,887,700	-	-	(147,060)	2,740,640
Student Aid	26,618,000	-	1,738,000	-	28,356,000
Central Commitments	1,097,000	-	-	(619,300)	477,700
Subtotal - All Other	\$ 40,974,700	\$ -	\$ 1,738,000	\$ (1,170,760)	\$ 41,541,940
Total - All Campus Units	\$ 165,411,700	\$ 3,397,360	\$ 1,738,000	\$ (393,060)	\$ 170,154,000

Proposed Student Tuition and Fee Rates 2023-24

	Per Term Rate		Per Term Increase	Percent Increase
	2023-24 Proposed	2022-23 Approved		
RESIDENT				
Undergraduate:				
Lower Division	\$ 7,472	\$ 7,160	\$ 312	4.4%
Upper Division	7,862	7,535	327	4.3%
Business	9,722	9,410	312	3.3%
Engineering & Computer Science	9,347	8,885	462	5.2%
Graduate:				
Business	11,896	11,500	396	3.4%
Engineering & Computer Science	11,896	11,500	396	3.4%
All Other Programs	9,496	9,100	396	4.4%
Doctorate:				
Education	9,496	9,100	396	4.4%
Engineering & Computer Science	11,896	11,500	396	3.4%
NON-RESIDENT				
Undergraduate:				
Lower Division	\$ 15,680	\$ 14,792	\$ 888	6.0%
Upper Division	16,070	15,167	903	6.0%
Business	17,930	17,042	888	5.2%
Engineering & Computer Science	17,555	16,517	1,038	6.3%
Web-based Programs:				
Engineering & Computer Science	11,171	10,625	546	5.1%
Graduate:				
Business	19,560	18,588	972	5.2%
Engineering & Computer Science	19,560	18,588	972	5.2%
All Other Programs	17,160	16,188	972	6.0%
Web-based Programs:				
Education, Health & Human Services	11,816	11,324	492	4.3%
Engineering & Computer Science	14,216	13,724	492	3.6%
Doctorate:				
Education	9,496	9,100	396	4.4%
Engineering & Computer Science	11,896	11,500	396	3.4%

Tuition & fee rates are based full time undergraduate students electing 15 hours & full-time graduate students electing 12 hours.

Students are assessed the following mandatory fee each term: Registration Fee - Fall '23 \$200 (no change from Fall '22).

THE UNIVERSITY OF MICHIGAN
REGENTS COMMUNICATION

Subject: Proposed FY 2024 University of Michigan Health (University of Michigan Health System, University of Michigan Health-West, and Sparrow Health System) Operating Budget


Background:

For FY 2024, consolidated University of Michigan Health (University of Michigan Health System, University of Michigan Health-West, and Sparrow Health System) is projecting an 4.5% operating cash flow margin and 0.7% operating margin.


The proposed University of Michigan Health FY 2024 projection is predicated on several key focuses:

- A. Continued capacity management across our inpatient and outpatient care sites, resulting in access for our patients
- B. Continued balance of industry-pressures, including expense inflation and changing regulatory environment
- C. Successful navigation of a dynamic labor market environment
- D. Focus on patient and employee safety

Respectfully submitted,



Geoffrey S. Chatas
Executive Vice President and
Chief Financial Officer



Marschall S. Runge, M.D., Ph.D.
Executive Vice President
for Medical Affairs and Dean of the
Medical School

UNIVERSITY OF MICHIGAN HEALTH
(Including Health-West and Sparrow Health System)
FY 2024 OPERATING BUDGET

University of Michigan Health Financials

FY24 Financial Plan: University of Michigan Health Financial Statement

Amounts in millions	FY24 Budget		FY23 Estimated Actual	
Operating Revenue	\$7,578.4	5.9%	\$7,154.6	
Operating Expenses	\$7,499.2	3.6%	\$7,240.1	
Preliminary Operating Margin	\$79.2		-\$85.4	
<i>Margin %</i>	1.0%		-1.2%	
Federal Pandemic Relief	\$0.0		\$17.0	
Pavilion Activation Expense	\$3.7		\$1.2	
Capital Project Operating Costs	\$21.0		\$8.0	
Operating Margin	\$54.5		-\$77.6	
<i>Margin %</i>	0.7%		-1.1%	
Operating Cash Flow Margin	\$343.9		\$216.3	
<i>Margin %</i>	4.5%		3.0%	

University of Michigan Health (Ann Arbor) Financials

FY24 Financial Plan: UMH Financial Statement

Amounts in millions	FY24 Budget		FY23 Estimated Actual	
Operating Revenue	\$5,661.9	5.8%	\$5,351.9	6.8%
Operating Expenses	\$5,563.3	4.9%	\$5,301.8	9.4%
Preliminary Operating Margin	\$98.6		\$50.2	
<i>Margin %</i>	1.7%		0.9%	
Federal Pandemic Relief	\$0.0		\$17.0	
Pavilion Activation Expense	\$3.7		\$1.2	
Capital Project Operating Costs	\$21.0		\$8.0	
Operating Margin	\$73.9		\$58.0	
<i>Margin %</i>	1.3%		1.1%	
Operating Cash Flow Margin	\$258.4		\$247.1	
<i>Margin %</i>	4.6%		4.6%	

University of Michigan Health-West Financials

FY24 Financial Plan: UMH-West Financial Statement

Amounts in millions	FY24 Budget		FY23 Estimated Actual	
Operating Revenue	\$571.2	6.4%	\$536.9	2.2%
Operating Expenses	\$559.9	0.9%	\$555.1	7.8%
Preliminary Operating Margin	\$11.3		-\$18.2	
<i>Margin %</i>	2.0%		-3.4%	
Federal Pandemic Relief	\$0.0		\$0.0	
Pavilion Activation Expense	\$0.0		\$0.0	
Capital Project Operating Costs	\$0.0		\$0.0	
Operating Margin	\$11.3		-\$18.2	
<i>Margin %</i>	2.0%		-3.4%	
Operating Cash Flow Margin	\$47.5		\$17.5	
<i>Margin %</i>	8.3%		3.3%	

Sparrow Health System Financials

FY24 Financial Plan: Sparrow Health System

Amounts in millions	FY24 Budget		FY23 Estimated Actual	
Operating Revenue	\$1,345.3	6.3%	\$1,265.8	
Operating Expenses	\$1,376.0	-0.5%	\$1,383.2	
Preliminary Operating Margin	-\$30.7		-\$117.4	
<i>Margin %</i>	-2.3%		-9.3%	
Federal Pandemic Relief	\$0.0		\$9.3	
Pavilion Activation Expense	\$0.0		\$0.0	
Capital Project Operating Costs	\$0.0		\$0.0	
Operating Margin	-\$30.7		-\$108.1	
<i>Margin %</i>	-2.3%		-8.5%	
Operating Cash Flow Margin	\$38.0		-\$39.0	
<i>Margin %</i>	2.8%		-3.1%	

THE UNIVERSITY OF MICHIGAN
REGENTS COMMUNICATION

SUBJECT: FY 2024 Athletic Department Operating Budget

For the proposed FY 2024 operating budget, the Athletic Department projects a balanced budget on operating revenues of \$214.5 million and expenses and other uses of \$214.5 million. Highlights of the operating budget are as follows:

- Spectator admissions revenues are projected to decrease by \$8.7 million in FY24 as a result of a seven home game football schedule compared to eight home games in FY23, and without an increase to ticket pricing for football this season.
- Conference distributions are projected to increase by \$5.2 million in FY24.
- In FY23, inflation has contributed to the growth in expenses from previous fiscal years. Significant increases of more than 15% have impacted some of the Athletic Department's larger expense line items such as team travel, recruiting, and student-athlete meals. These increased costs are carried forward into the FY24 budget.
- Total operating expenses remain flat between FY23 and FY24.
- Included in operating expenses is a \$1.0 million transfer to a deferred maintenance fund. The deferred maintenance fund is used as a means to provide for major repair and rehabilitation projects for athletic facilities. The Athletic Department expects to continue to set aside additional funds in future years for this purpose.

Respectfully submitted,



Warde J. Manuel
Donald R. Shepherd Director of Athletics



Andra Krievs
Chief Financial Officer for Athletics

June, 2023

Michigan Athletic Department
FY 2024 Operating Budget
(amounts in 000's)

	FY 2022 Actual	FY 2023 Projection	FY 2024 Budget	FY23 to FY24 Variance
<u>Revenues</u>				
Spectator admissions	\$ 55,266	\$ 64,900	\$ 56,173	\$ (8,727)
Conference distributions	58,703	56,029	61,205	5,176
Preferred seat contributions	32,612	32,400	32,900	500
Expendable gifts	10,924	9,000	11,000	2,000
Corporate sponsorship	17,826	19,299	19,837	538
Licensing royalties	9,615	10,554	9,554	(1,000)
Facilities revenues	4,751	5,100	5,095	(5)
Concessions & parking	4,251	5,100	3,950	(1,150)
Investment income	6,996	8,810	8,900	90
Other revenues	4,568	3,862	5,846	1,984
Total revenues	205,512	215,054	214,460	(594)
<u>Expenses and other uses</u>				
Salaries, wages and benefits	76,701	83,460	84,000	540
Financial aid	28,153	33,213	34,122	909
Team and game	36,892	47,600	47,032	(568)
Other operating and administrative	13,033	16,330	16,394	64
Facilities	10,133	10,500	10,616	116
Debt service transfer	29,486	17,482	17,496	14
Transfer to University	1,750	3,300	3,800	500
Transfer to deferred maintenance fund	6,000	3,000	1,000	(2,000)
Total expenses and other uses	202,148	214,885	214,460	(425)
Excess of revenues over expenses and other uses	\$ 3,364	\$ 169	\$ -	\$ (169)