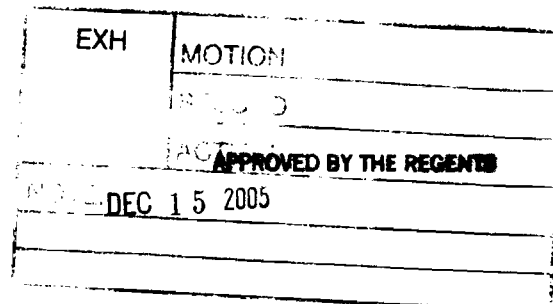


**AWARDS PROCESSED**  
**Research and Other Sponsored Activities**  
**November 1, 2005 through November 30, 2005**

The awards detailed in this list were processed from November 1, 2005 through November 30, 2005. The dollar values depict the best available estimate of the funding the University should receive over the life of the award. These values may be modified, as additional data become available relative to future funding prospects. These modifications are not reported in the attached list. As a result, the dollar values of awards presented in this list will differ from the year-end totals. The full amount of an award is recorded in the year in which it was received. Often these funds are expended over several years, making comparisons between awards and expenditures somewhat misleading. Research expenditures are presented here to provide a trend line for the current fiscal year.

	Number of Awards FY 2005	Number of Awards FY 2006	% Change	Value of Awards FY 2005	Value of Awards FY 2006	% Change
Total Awards Processed (November)	188	188	0.0%	\$33,880,020	\$32,563,749	(3.9%)
Research Awards	120	139	15.8%	\$23,570,303	\$31,471,797	33.5%
Research Training	3	4	33.3%	\$206,028	\$253,821	23.2%
Other Sponsored Activity	65	45	(30.8%)	\$10,103,689	\$838,131	(91.7%)
<hr/>						
Total Awards Processed Fiscal Year to Date	1,279	1,089	(14.9%)	\$419,922,384	\$413,708,467	(1.5%)
Research Awards	899	815	(9.3%)	\$351,982,308	\$355,269,258	0.9%
Research Training	61	59	(3.3%)	\$8,472,313	\$27,139,601	220.3%
Other Sponsored Activity	319	215	(32.6%)	\$59,467,763	\$31,299,608	(47.4%)

November 2005 witnessed a slight decline in the total dollar value of awards processed. However research awards were quite strong in terms of number and value. No exceptionally large awards were processed during the month of November.

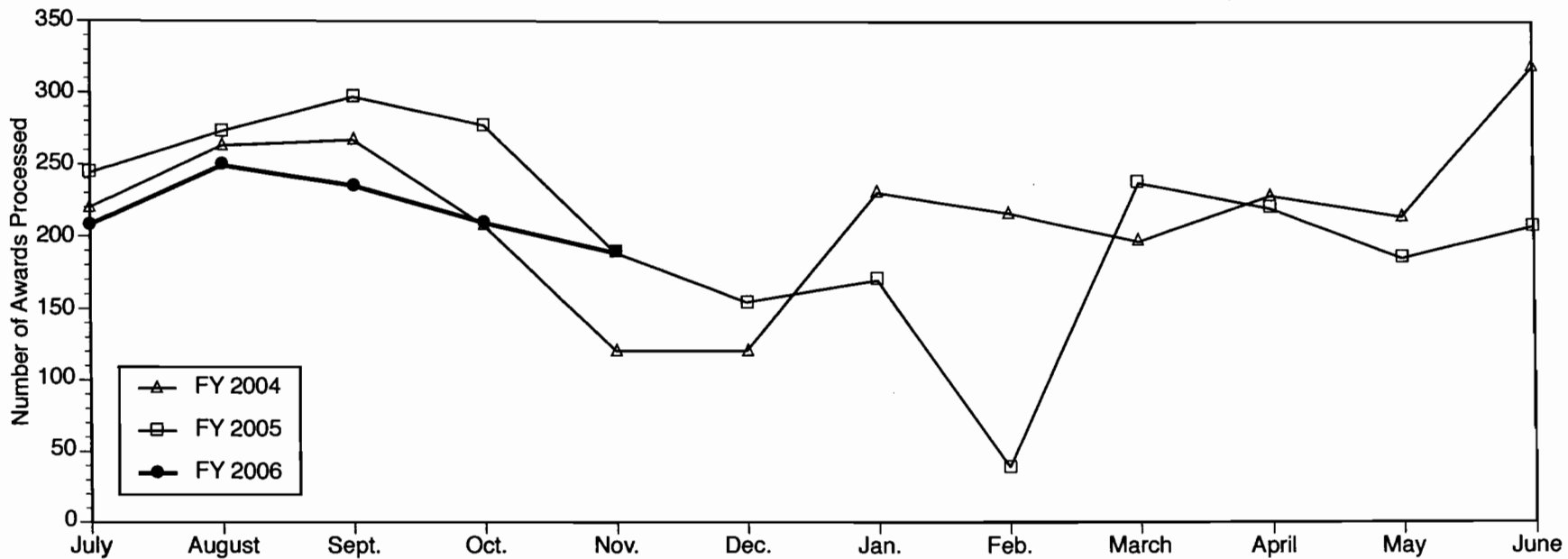


----- RESEARCH EXPENDITURES -----

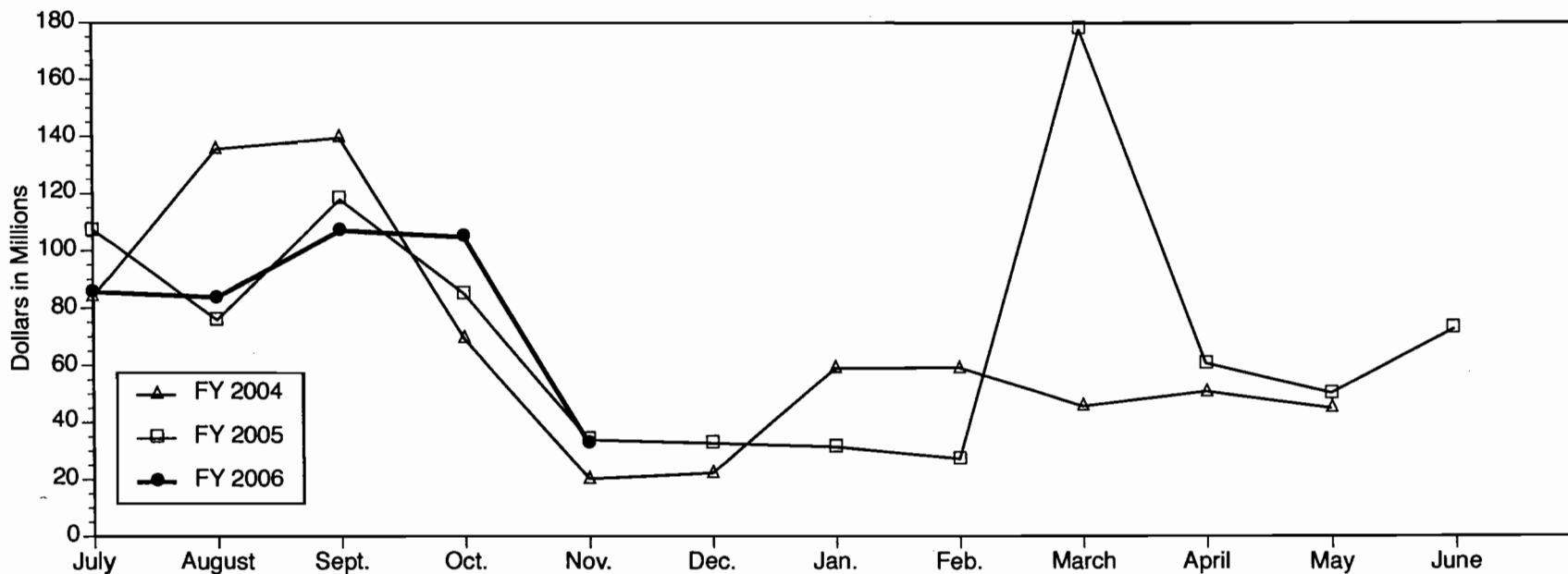
	Federal Expendable Restricted	Other Funds	Total Expenditures
October 2005	\$196,114,701	\$66,705,361	\$262,820,062
October 2004	\$195,151,199	\$70,089,695	\$262,240,894
Percent Change	0.5%	(4.8%)	(0.9%)

Data Source: Division of Research Development and Administration

**Number of Awards Processed**



**Dollar Value of Awards Processed**



Data Source: Division of Research Development and Administration